

**SURVEY ON
STUDENTS'
LEARNING AND
WELLBEING
DURING COVID-19
SCHOOL
SUSPENSION IN
HONG KONG**



RESEARCH OBJECTIVES

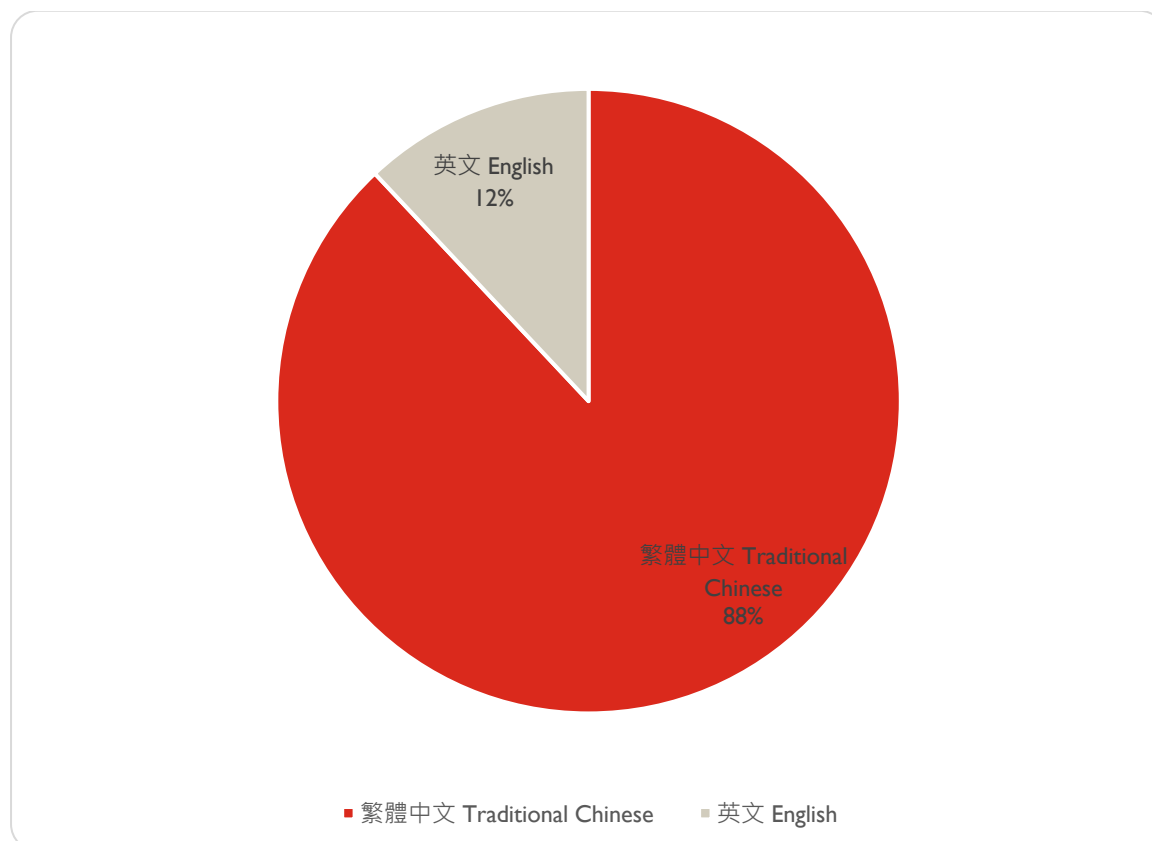
- 1) Determine the most common difficulties Hong Kong children face with remote learning during school suspension and how students think they could overcome them.
- 2) Get children's perspectives on their wellbeing during the school suspension and the things that affect it most.
- 3) Get children's perspectives on what support they need for and their feelings about their return to school.

SAMPLING METHOD AND LIMITATIONS

The sample frame for this survey is children in Hong Kong of school attending age. The sampling method was a combination of convenience sampling and snowball sampling. The survey collected responses between May 9th, 2020 and May 22nd, 2020. A total of 274 valid responses were received. Survey recruitment was open to children of all ages but the primary target group was secondary school students on account of the greater ease of inviting secondary school children to complete the survey through social media advertisements and organization referral networks. Approximately 54% of respondents were reached through sharing the survey link with the Save the Children Youth Ambassador network and other organization professional networks, 18% were reached through Save the Children staff referring the survey to children known to them, 16% of respondents were reached through snowball referral from another survey respondent, and 12% were reached through Instagram advertisements. These sampling methods were selected to ensure quick respondent recruitment to enable rapid completion of the study and timely sharing of results. The limitation of the sampling method is that the results will not be representative of the entire Hong Kong student population, and many younger students were not able to be reached. The survey included reader-friendly consent statements for parents and children, while no sensitive questions were asked and the survey responses were collected anonymously via an online survey platform.

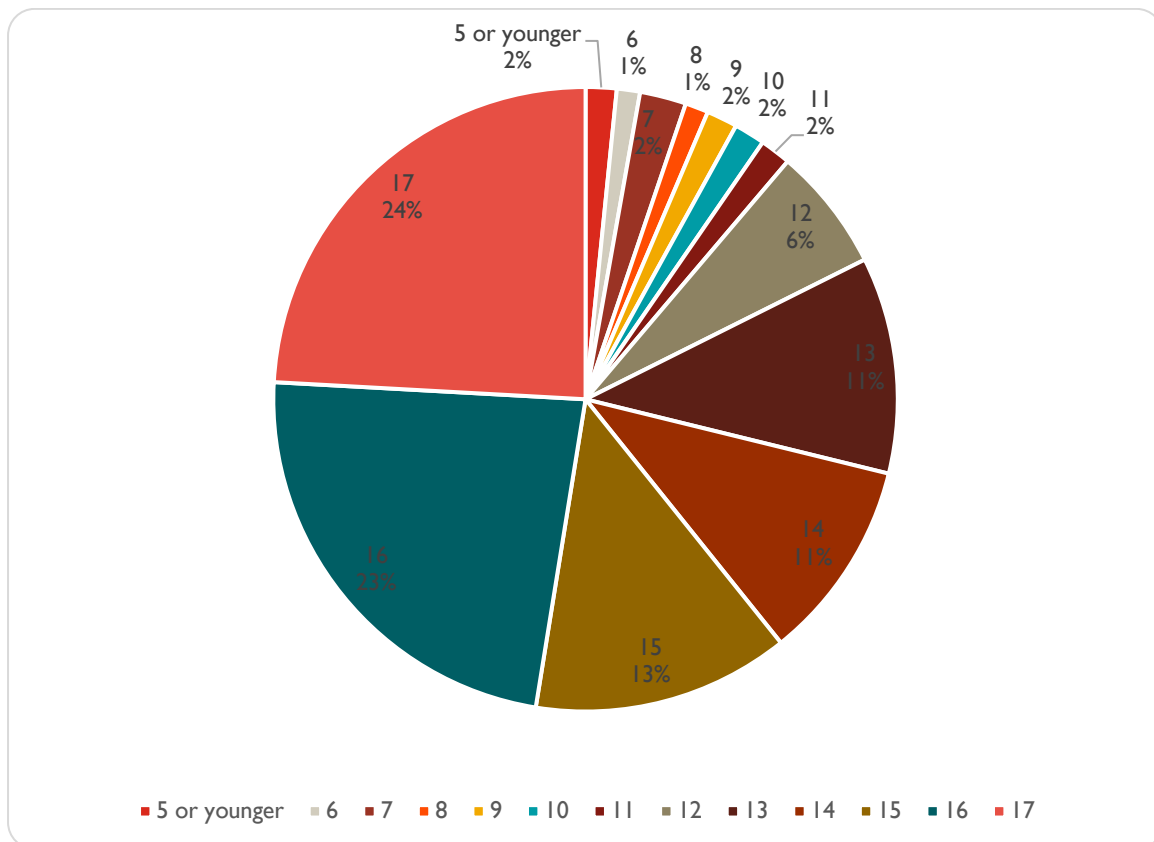
RESULTS

I. Please select the language below to fill out the questionnaire. Please choose the language for the survey.



Value	Percent	Count
繁體中文 Traditional Chinese	88.0%	241
英文 English	12.0%	33
	Totals	274

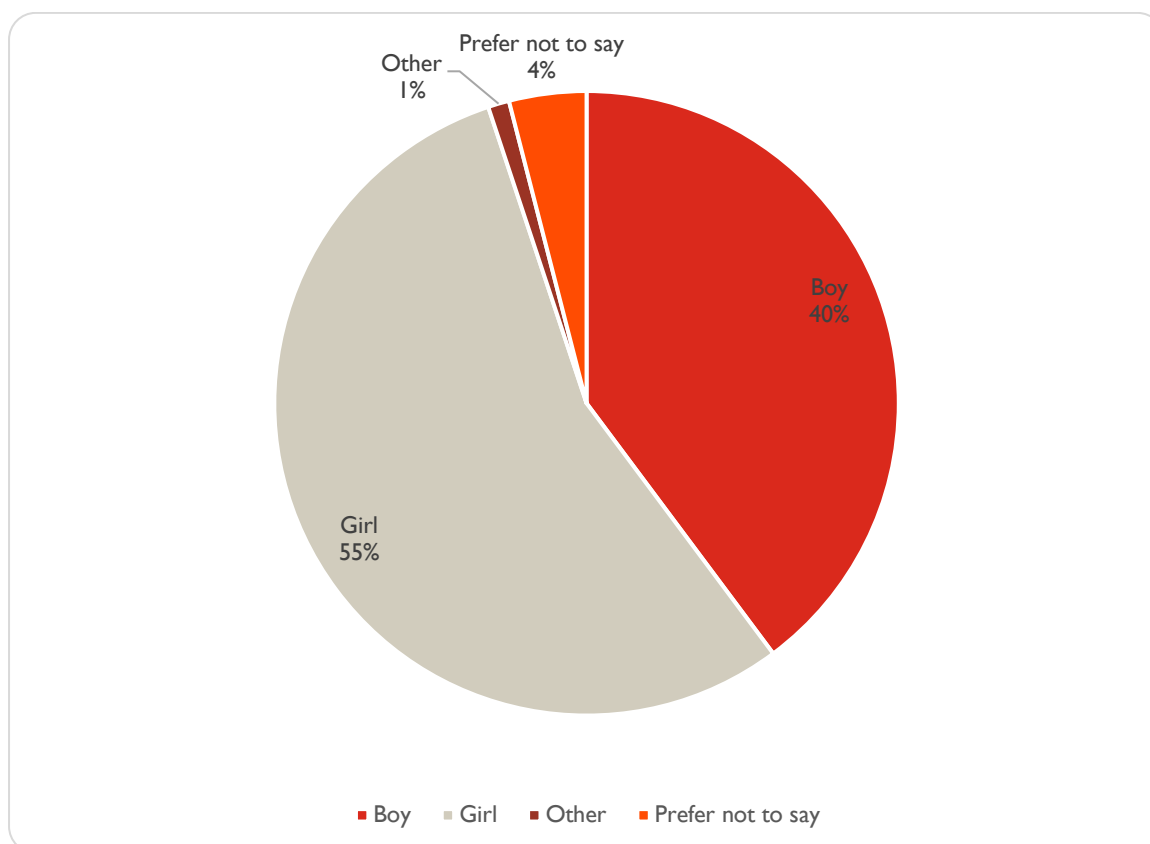
2. Can you first tell me your age?



Value	Percent	Count
5 or younger	1.6%	4
6	1.2%	3
7	2.4%	6
8	1.2%	3
9	1.6%	4
10	1.6%	4
11	1.6%	4
12	6.4%	16

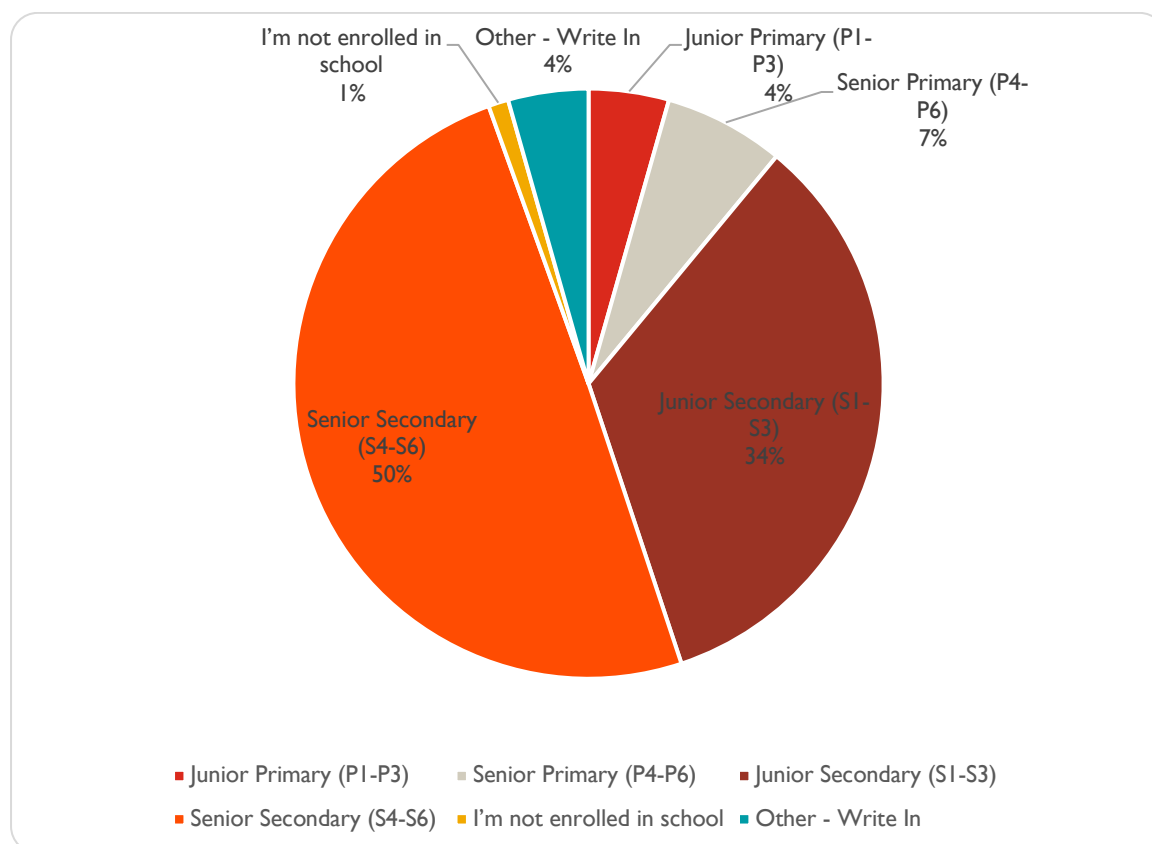
13	11.2%	28
14	10.4%	26
15	13.3%	33
16	23.3%	58
17	24.1%	60
	Totals	249

6. Gender



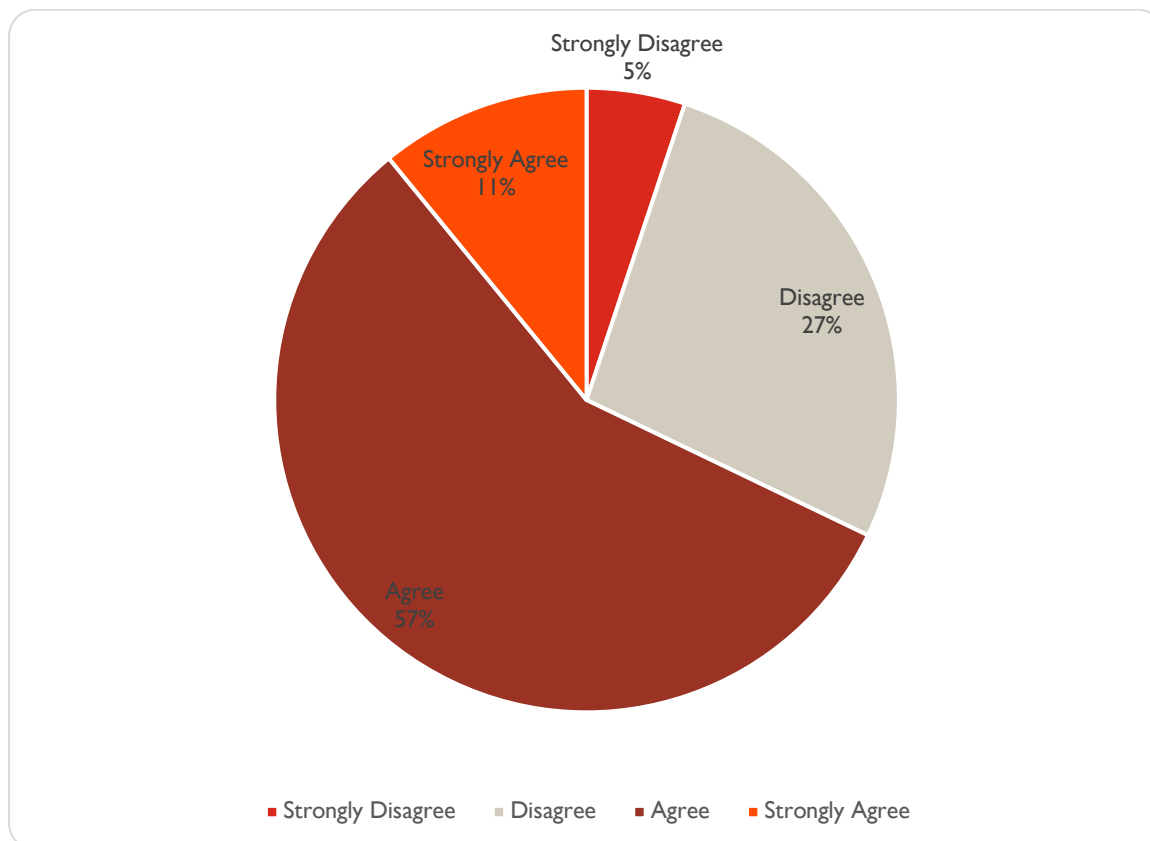
Value	Percent	Count
Boy	39.8%	109
Girl	55.1%	151
Other	1.1%	3
Prefer not to say	4.0%	11
	Totals	274

7. What kind of student are you?



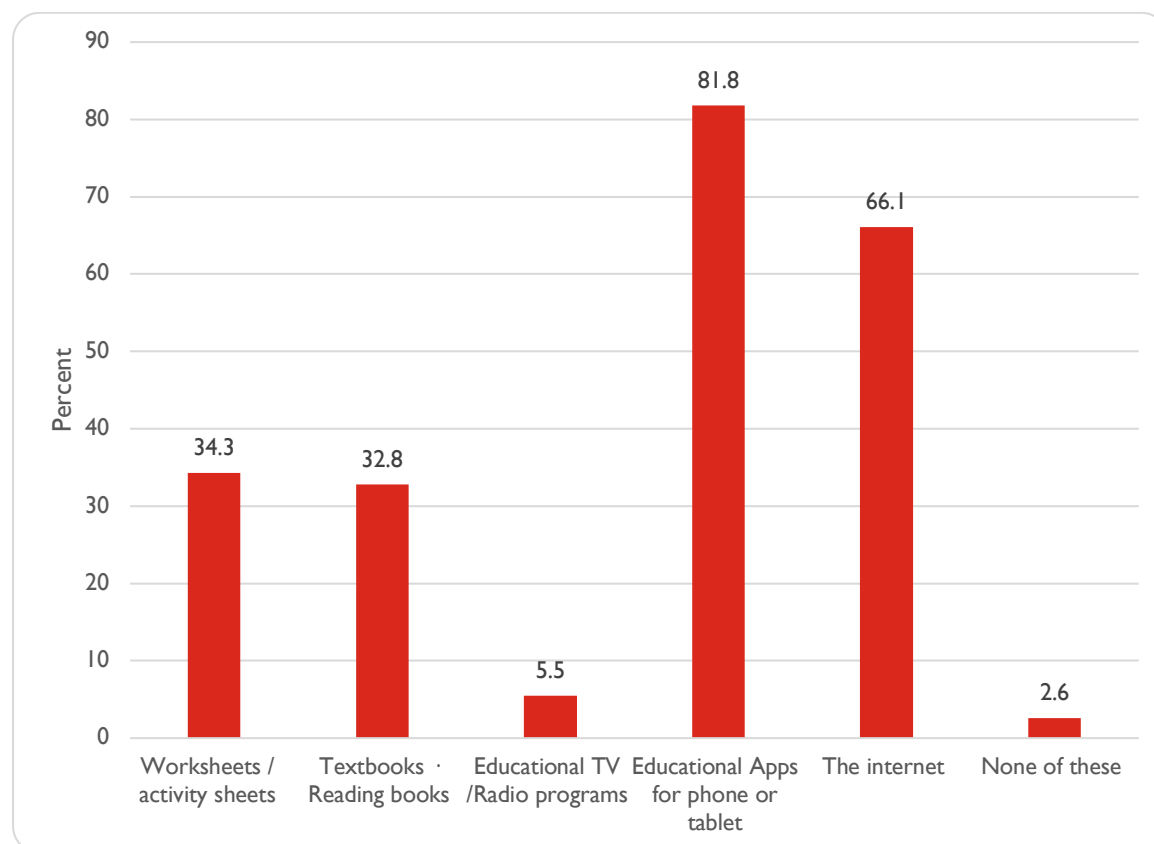
Value	Percent	Count
Junior Primary (P1-P3)	4.4%	12
Senior Primary (P4-P6)	6.6%	18
Junior Secondary (S1-S3)	33.9%	93
Senior Secondary (S4-S6)	49.6%	136
I'm not enrolled in school	1.1%	3
Other - Write In	4.4%	12
	Totals	274

8. I get enough guidance and help with doing school work during the school suspension.



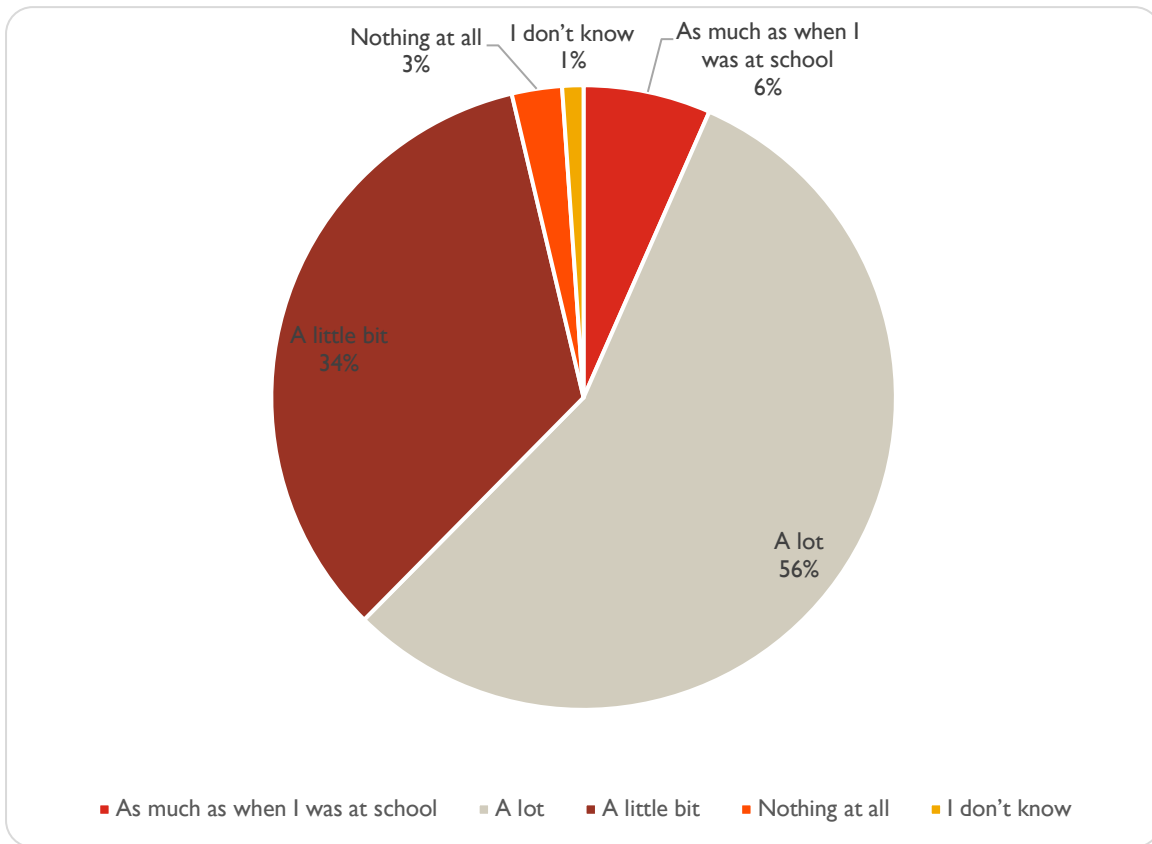
Value	Percent	Count
Strongly Disagree	5.1%	14
Disagree	27.0%	74
Agree	56.9%	156
Strongly Agree	10.9%	30
	Totals	274

9. What type of learning materials do you use now that schools are closed? (you can choose more than one option)



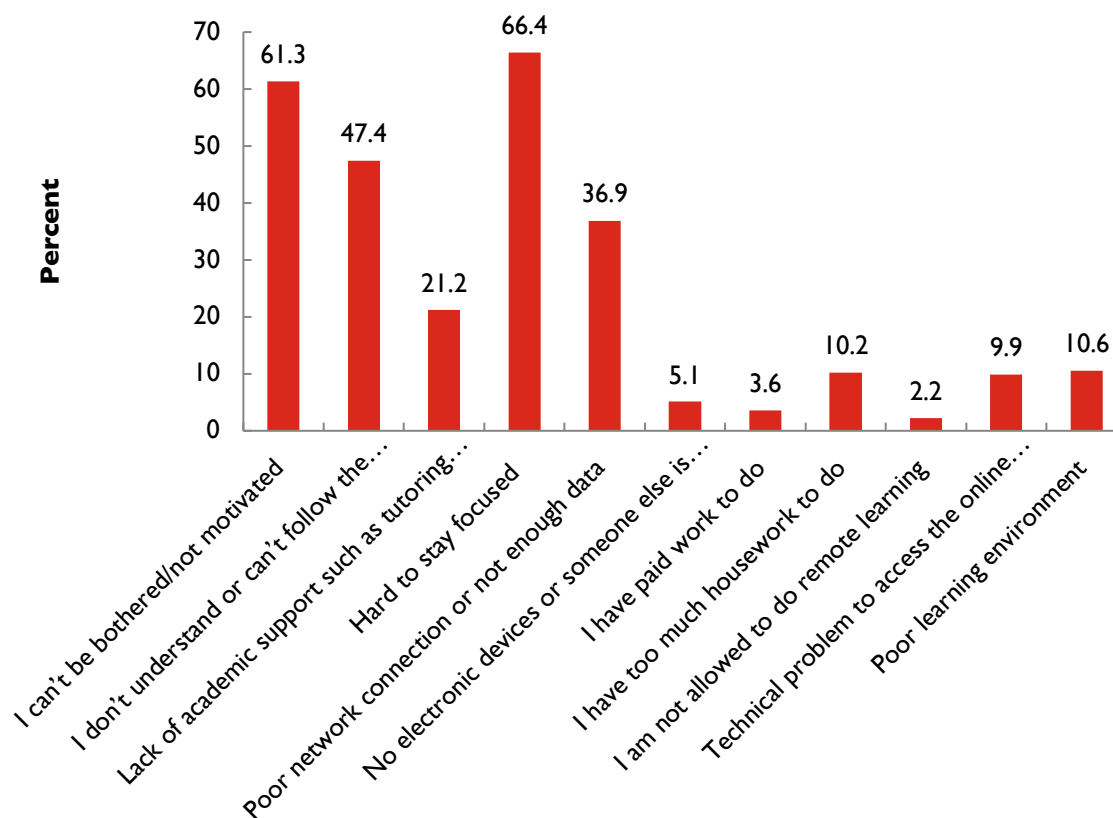
Value	Percent	Count
Worksheets / activity sheets	34.3%	94
Textbooks · Reading books	32.8%	90
Educational TV /Radio programs	5.5%	15
Educational Apps for phone or tablet	81.8%	224
The internet	66.1%	181
None of these	2.6%	7

10. How much are you learning now that schools are closed?



Value	Percent	Count
As much as when I was at school	6.6%	18
A lot	55.8%	153
A little bit	33.9%	93
Nothing at all	2.6%	7
I don't know	1.1%	3
	Totals	274

II. Do you have any of these difficulties with learning at home? (you can choose more than one option)



Value	Percent	Count
I can't be bothered/not motivated	61.3%	168
I don't understand or can't follow the teachers' instructions, homework or activities	47.4%	130
Lack of academic support such as tutoring and consultation	21.2%	58
Hard to stay focused	66.4%	182
Poor network connection or not enough data	36.9%	101

No electronic devices or someone else is always using the computer or device needed for study	5.1%	14
I have paid work to do	3.6%	10
I have too much housework to do	10.2%	28
I am not allowed to do remote learning	2.2%	6
Technical problem to access the online learning materials	9.9%	27
Poor learning environment	10.6%	29

Do you have any of these difficulties with learning at home? (you can choose more than one option) [segmented by school level]

Segment	Value	Percent	% of Total
Junior Primary (P1-P3)	I can't be bothered/not motivated	41.7%	1.9%
	I don't understand or can't follow the teachers' instructions, homework or activities	8.3%	0.4%
	Lack of academic support such as tutoring and consultation	16.7%	0.8%

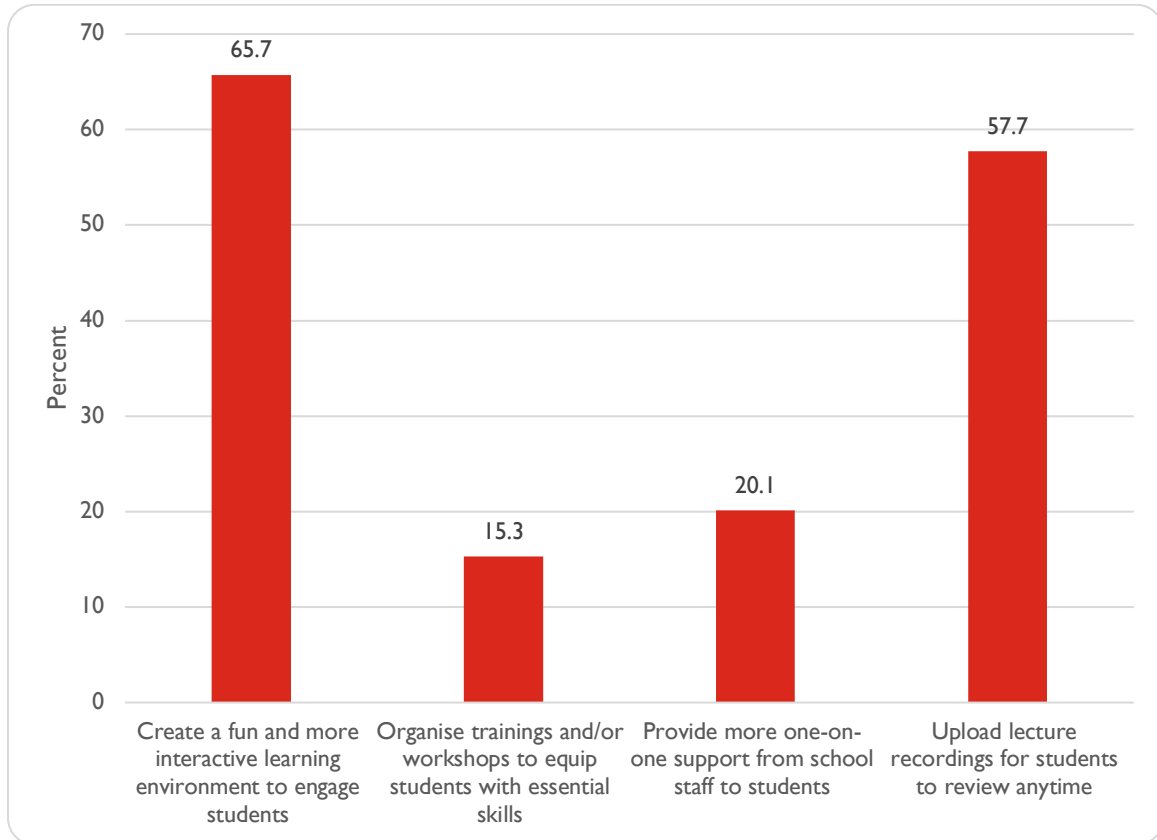
	Hard to stay focused	33.3%	1.5%
	Poor network connection or not enough data	0%	0%
	No electronic devices or someone else is always using the computer or device needed for study	0%	0%
	I have paid work to do	0%	0%
	I have too much housework to do	0%	0%
	I am not allowed to do remote learning	8.3%	0.4%
	Technical problem to access the online learning materials	8.3%	0.4%
	Poor learning environment	8.3%	0.4%
Senior Primary (P4-P6)	I can't be bothered/not motivated	33.3%	2.3%
	I don't understand or can't follow the teachers' instructions, homework or activities	27.8%	1.9%

	Lack of academic support such as tutoring and consultation	16.7%	1.2%
	Hard to stay focused	50%	3.5%
	Poor network connection or not enough data	27.8%	1.9%
	No electronic devices or someone else is always using the computer or device needed for study	0%	0%
	I have paid work to do	0%	0%
	I have too much housework to do	5.6%	0.4%
	I am not allowed to do remote learning	0%	0%
	Technical problem to access the online learning materials	5.6%	0.4%
	Poor learning environment	0%	0%
Junior Secondary (S1-S3)	I can't be bothered/not motivated	54.8%	19.7%
	I don't understand or can't follow the teachers'	50.5%	18.1%

	instructions, homework or activities		
	Lack of academic support such as tutoring and consultation	15.1%	5.4%
	Hard to stay focused	57%	20.5%
	Poor network connection or not enough data	46.2%	16.6%
	No electronic devices or someone else is always using the computer or device needed for study	4.3%	1.5%
	I have paid work to do	1.1%	0.4%
	I have too much housework to do	7.5%	2.7%
	I am not allowed to do remote learning	2.2%	0.8%
	Technical problem to access the online learning materials	14%	5%
	Poor learning environment	8.6%	3.1%
Senior Secondary (S4-S6)	I can't be bothered/not motivated	70.6%	37.1%

	I don't understand or can't follow the teachers' instructions, homework or activities	53.7%	28.2%
	Lack of academic support such as tutoring and consultation	25%	13.1%
	Hard to stay focused	77.2%	40.5%
	Poor network connection or not enough data	35.3%	18.5%
	No electronic devices or someone else is always using the computer or device needed for study	5.9%	3.1%
	I have paid work to do	3.7%	1.9%
	I have too much housework to do	13.2%	6.9%
	I am not allowed to do remote learning	2.2%	1.2%
	Technical problem to access the online learning materials	6.6%	3.5%
	Poor learning environment	13.2%	6.9%

12. In what ways do you think teachers and schools should enhance home-based learning? (you can choose more than one option)



Value	Percent	Count
Create a fun and more interactive learning environment to engage students	65.7%	180
Organise trainings and/or workshops to equip students with essential skills	15.3%	42
Provide more one-on-one support from school staff to students	20.1%	55

Upload lecture recordings for students to review anytime	57.7%	158
--	-------	-----

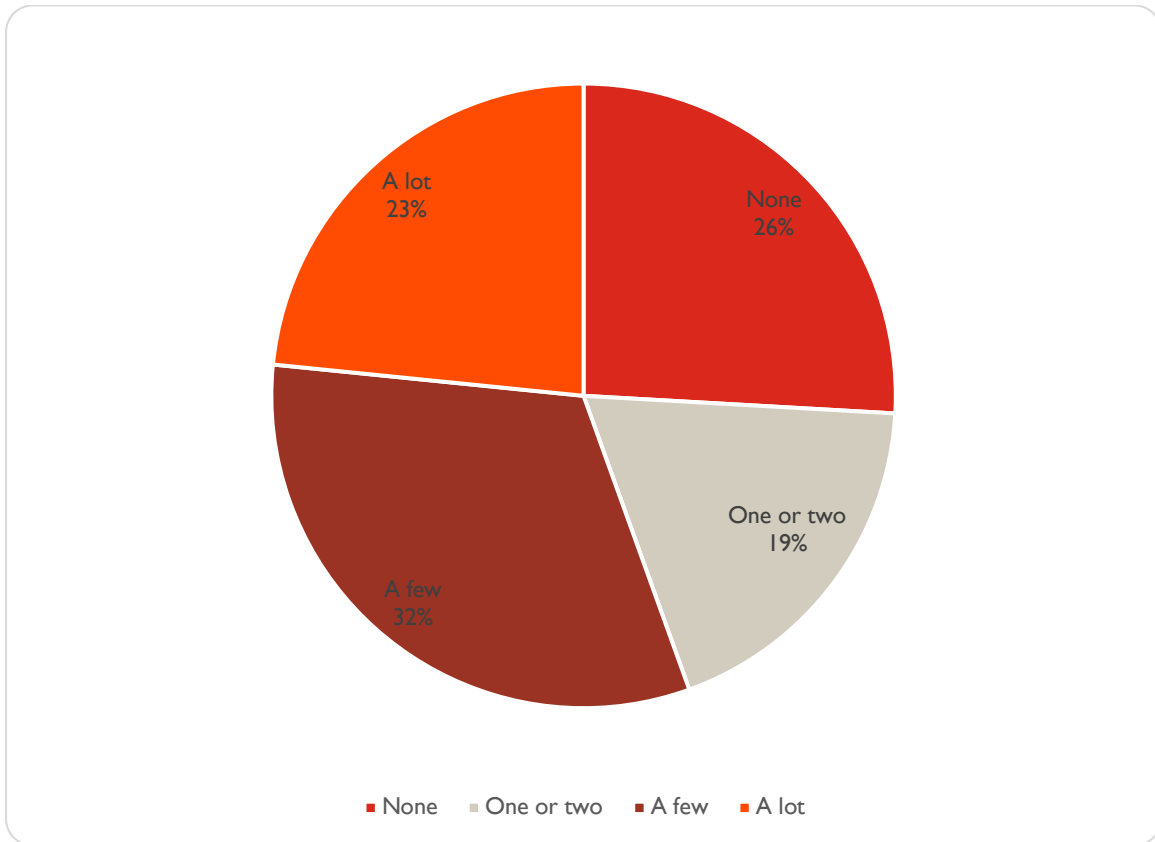
**In what ways do you think teachers and schools should enhance home-based learning? (you can choose more than one option)
[segmented by school level]**

Segment	Value	Percent	% of Total
Junior Primary (P1-P3)	Create a fun and more interactive learning environment to engage students	91.7%	4.2%
	Organise trainings and/or workshops to equip students with essential skills	0%	0%
	Provide more one-on-one support from school staff to students	16.7%	0.8%
	Upload lecture recordings for students to review anytime	41.7%	1.9%
Senior Primary (P4-P6)	Create a fun and more interactive learning environment to engage students	72.2%	5%
	Organise trainings and/or workshops	27.8%	1.9%

	to equip students with essential skills		
	Provide more one-on-one support from school staff to students	16.7%	1.2%
	Upload lecture recordings for students to review anytime	38.9%	2.7%
Junior Secondary (S1-S3)	Create a fun and more interactive learning environment to engage students	64.5%	23.2%
	Organise trainings and/or workshops to equip students with essential skills	16.1%	5.8%
	Provide more one-on-one support from school staff to students	14%	5%
	Upload lecture recordings for students to review anytime	51.6%	18.5%
Senior Secondary (S4-S6)	Create a fun and more interactive learning environment to engage students	63.2%	33.2%
	Organise trainings and/or workshops	14.7%	7.7%

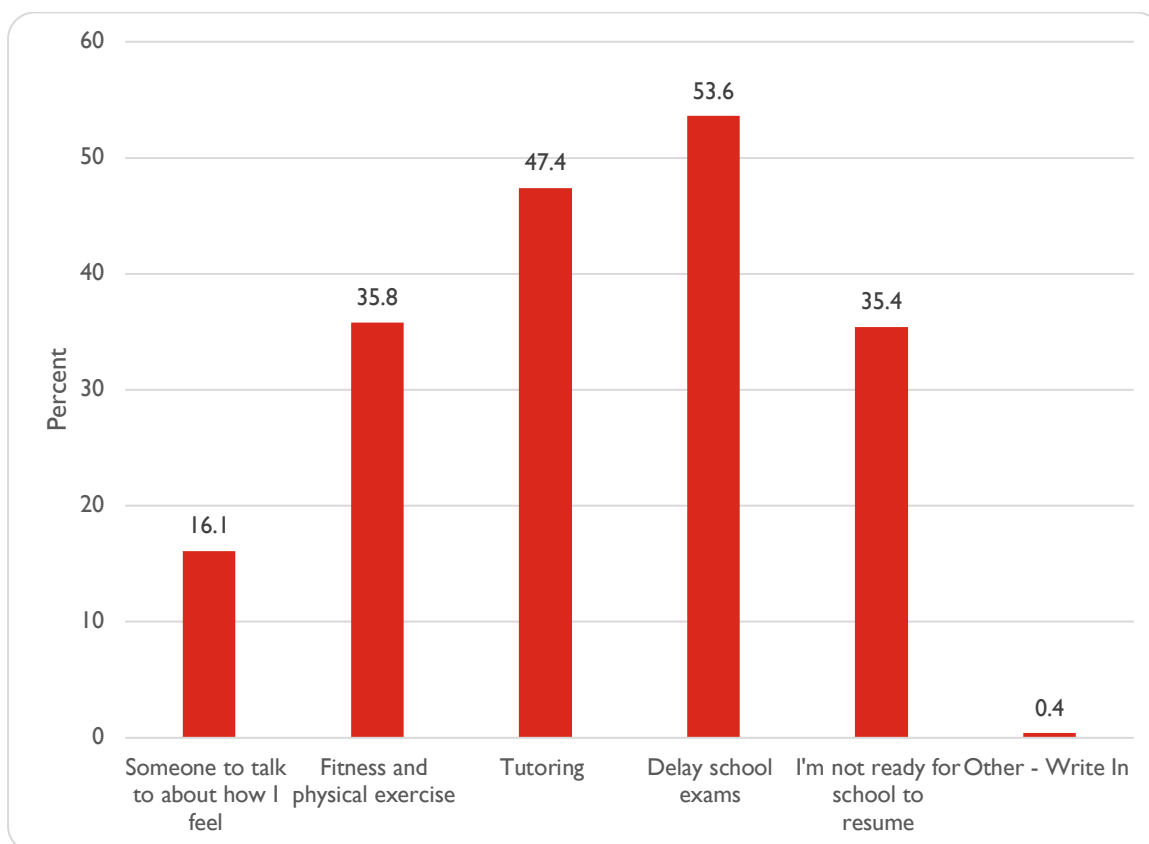
	to equip students with essential skills		
	Provide more one-on-one support from school staff to students	24.3%	12.7%
	Upload lecture recordings for students to review anytime	68.4%	35.9%

13. Do you have past-due assignments or homework that will make it difficult for you to catch-up when school resumes?



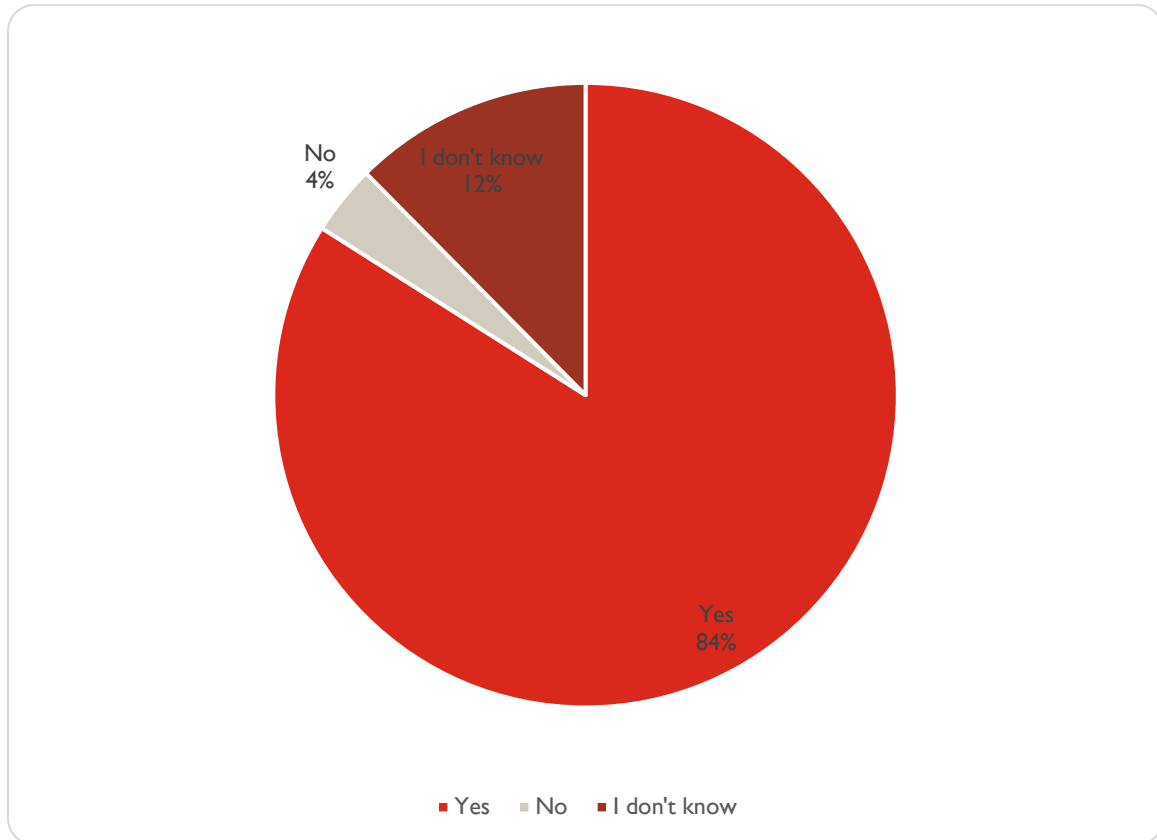
Value	Percent	Count
None	25.9%	71
One or two	18.6%	51
A few	32.1%	88
A lot	23.4%	64
	Totals	274

14. What kind of support do you need after school resumes?



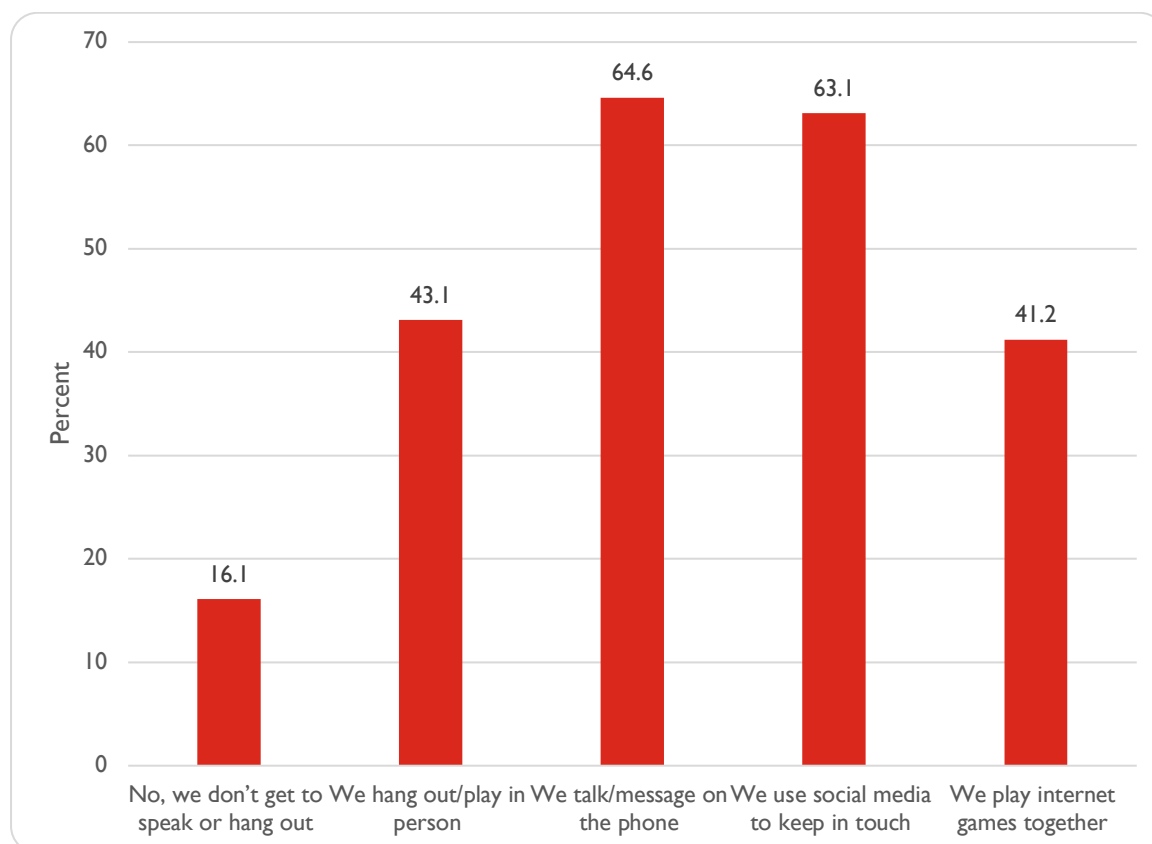
Value	Percent	Count
Someone to talk to about how I feel	16.1%	44
Fitness and physical exercise	35.8%	98
Tutoring	47.4%	130
Delay school exams	53.6%	147
I'm not ready for school to resume	35.4%	97
Other - Write In	0.4%	1

15. Do you think you will go back to school once the coronavirus school suspension has ended?



Value	Percent	Count
Yes	83.9%	230
No	3.6%	10
I don't know	12.4%	34
	Totals	274

17. Do you get to speak or hang out with your friends at the moment? (you can choose more than one option)



Value	Percent	Count
No, we don't get to speak or hang out	16.1%	44
We hang out/play in person	43.1%	118
We talk/message on the phone	64.6%	177
We use social media to keep in touch	63.1%	173
We play internet games together	41.2%	113

**Do you get to speak or hang out with your friends at the moment?
(you can choose more than one option) [segmented by school level]**

Segment	Value	Percent	% of Total
Junior Primary (P1-P3)	No, we don't get to speak or hang out	33.3%	1.5%
	We hang out/play in person	33.3%	1.5%
	We talk/message on the phone	50%	2.3%
	We use social media to keep in touch	33.3%	1.5%
	We play internet games together	25%	1.2%
Senior Primary (P4-P6)	No, we don't get to speak or hang out	27.8%	1.9%
	We hang out/play in person	33.3%	2.3%
	We talk/message on the phone	55.6%	3.9%
	We use social media to keep in touch	50%	3.5%
	We play internet games together	22.2%	1.5%
Junior Secondary (S1-S3)	No, we don't get to speak or hang out	16.1%	5.8%

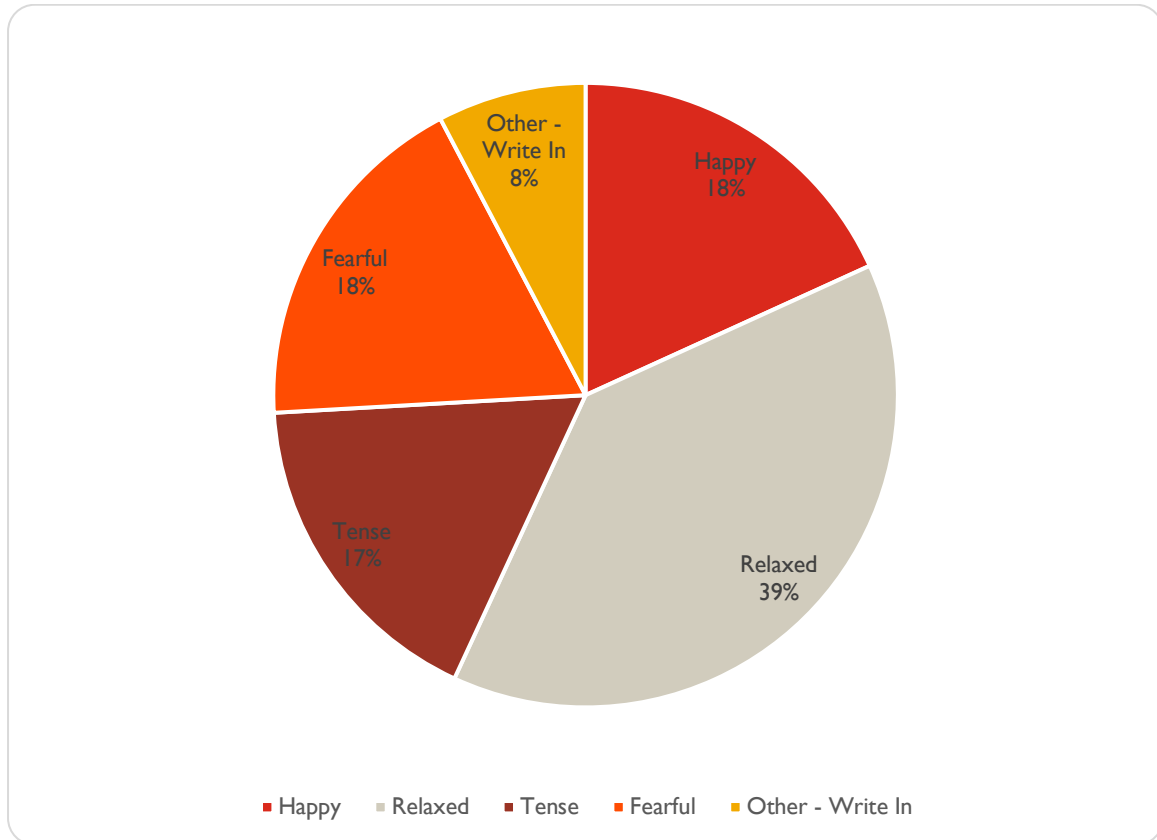
	We hang out/play in person	29%	10.4%
	We talk/message on the phone	68.8%	24.7%
	We use social media to keep in touch	60.2%	21.6%
	We play internet games together	46.2%	16.6%
Senior Secondary (S4-S6)	No, we don't get to speak or hang out	11%	5.8%
	We hang out/play in person	52.9%	27.8%
	We talk/message on the phone	64.7%	34%
	We use social media to keep in touch	70.6%	37.1%
	We play internet games together	42.6%	22.4%

**Do you get to speak or hang out with your friends at the moment?
(you can choose more than one option) [segmented by gender]**

Segment	Value	Percent	% of Total
Boy	No, we don't get to speak or hang out	20.2%	8.5%

	We hang out/play in person	40.4%	16.9%
	We talk/message on the phone	51.4%	21.5%
	We use social media to keep in touch	51.4%	21.5%
	We play internet games together	50.5%	21.2%
Girl	No, we don't get to speak or hang out	13.2%	7.7%
	We hang out/play in person	45.7%	26.5%
	We talk/message on the phone	74.8%	43.5%
	We use social media to keep in touch	70.9%	41.2%
	We play internet games together	35.1%	20.4%

18. How would you describe the situation at your home at the moment?

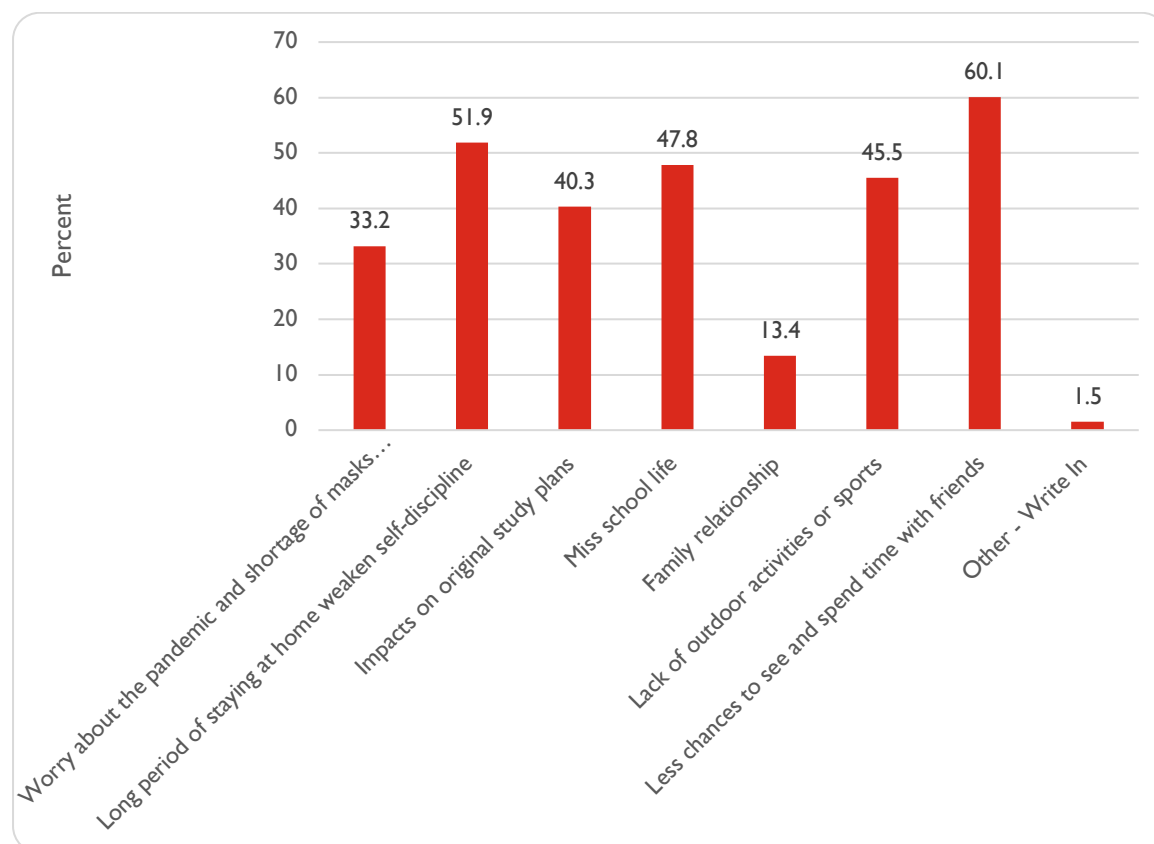


Value	Percent	Count
Happy	18.2%	50
Relaxed	38.7%	106
Tense	17.2%	47
Fearful	18.2%	50
Other - Write In	7.7%	21
	Totals	274

19. In comparison to before the outbreak of COVID-19, how often do you feel:

	Much more than before		More than before		About the same		Less than before		Much less than before		Responses
	Count	Row %	Count	Row %	Count	Row %	Count	Row %	Count	Row %	Count
Happy	25	9.2 %	44	16.2 %	141	51.8 %	52	19.1 %	10	3.7 %	272
Hopeful	22	8.1 %	17	6.3 %	159	58.5 %	56	20.6 %	18	6.6 %	272
Worried	27	9.9 %	99	36.4 %	94	34.6 %	37	13.6 %	15	5.5 %	272
Sad	17	6.3 %	46	16.9 %	144	52.9 %	44	16.2 %	21	7.7 %	272
Safe	27	9.9 %	40	14.7 %	153	56.3 %	38	14.0 %	14	5.1 %	272
Like you have your own space and time	73	26.8 %	98	36.0 %	67	24.6 %	26	9.6 %	8	2.9 %	272
Bored (like you have nothing to do)	22	8.1 %	57	21.0 %	137	50.4 %	40	14.7 %	16	5.9 %	272

20. Are any of the following making you sad during the school suspension? (you can choose more than one option)



Value	Percent	Count
Worry about the pandemic and shortage of masks and other hygiene items	33.2%	89
Long period of staying at home weaken self-discipline	51.9%	139
Impacts on original study plans	40.3%	108
Miss school life	47.8%	128
Family relationship	13.4%	36

Lack of outdoor activities or sports	45.5%	122
Less chances to see and spend time with friends	60.1%	161
Other - Write In	1.5%	4

21. What are you most looking forward to about returning to school?

Response ID	Response
120	有規律的生活
125	和朋友見面
131	Learn more and study more at school
132	見到朋友
133	與朋友傾天
138	應屆考生，希望學校會補回 Last day
146	與同學見面
150	一點到不期待復課
152	沒有期待只希望跟回進度
153	No, 不想復課
162	Seeing friends
164	seeing my friends
170	can catch up with the school work
177	復課後我最期待的是可以見到老師和校長。
194	1。可以每天見到朋友和老師 2。比家中好的學習氣氛
195	學校應對復課的措施

207	和老師學習 和同學玩
211	見到同學
213	延期考試
214	更有目標地生活
232	外出
235	沒有期待的東西
239	No
250	見同學
251	再停課
262	學校需要關注每個同學嘅進度，要同步去教導返停課後嘅所有課程。
267	茶點
269	群體生活
278	可以回去見同學,一起聊天,做功課,溫習
287	能夠和同學見面
301	Cancel the examination.
307	和朋友一起玩
308	沒有
313	跟老師同學見面

314	少啲功課
322	PE class
323	No
330	Nothing
331	I want to return to primary I
352	Seeing my friends and teachers again!!!
353	Seeing my friends and eating chicken nuggets
363	Not much
364	可以跟朋友見面和玩
365	Seeing my friends, talking, and hanging out with them.
368	見到同學 (朋友)
370	要同學見面
377	同學相處
381	暑假
391	Meeting my friends.
393	Being able to see my friends and get back to a normal life style
395	和朋友見面
402	Being able to see my friends in person
403	與朋友見面

408	跟同學見面
414	見到自己嘅朋友
415	與同學相聚
416	見到同學
417	和朋友一起放學
419	與同學、老師見面
427	我期待能見到我的朋友，畢竟一起上課的氛圍和在家的是不一樣的
435	與朋友聚會
437	沒有
451	Meeting most of my friends
453	與同學們共處 重新進入高效率的學習狀態
454	no
456	同朋友一齊上堂
464	no
470	和同學見面，然後好好學習，把之前不會的全部補回來
471	考試
472	返學

483	可以追進度
498	沒有
502	見朋友
514	希望搵到新嘅疫苗，對付武漢肺炎！
516	我最期待的是跟朋友見面，回歸校園生活也讓我感到一絲期待且緊張
523	見到朋友
525	與很久沒見的老師、同學會面。
538	重读
561	返學
565	Im scared coz we didn't learn much this year first tension of protest then covid dk how r we gonaa pass our exam this year
573	上课
575	和同学见面
576	不要有太多的測驗 考試 如果真的要考試 最好把疫情期間所學的知識全部在問一下 不然壓力真的很大 期待可不可以不要那麼早去上課 真的有點累
581	和同学见面
583	参加集体活动

584	朋友
589	令我最期待的是可以見到一班同學們和老師
595	回覆正常的生活節奏
599	不用戴口罩
623	返學
624	上堂
627	沒有
631	見到自己的朋友
633	畢業禮
634	做兼職，踩單車，外出
638	我期待校園生活，雖然做業多，但有同學
639	沒有
646	畢業禮 謝師宴 畢業旅行：)
647	暑假
652	与朋友相处
653	与同学学习
659	看見朋友的面

677	追回沒有疫情時的學習進度
679	見朋友吧
680	给多点时间学习，希望老师可以重新讲课，网课根本听不懂
695	看到老师和同学，好好学习，快点放假。
697	与朋友交流
701	不用長時間在家中
702	學校能夠更快地幫學生回復學習進度，順利進行考試，不要延遲暑假。
703	可以和同学们玩耍，可以回到校园
704	无考试
706	與朋友見面
712	和同學見面
717	没有
721	Spending time with my friends, and finally be able to go to school, although we still need to maintain social distancing.
722	/
723	可以有更多作業上的支援
724	功課可以變少

726	没有功课
729	見老師同學，課外活動
730	畢業禮
739	外面的環境。
740	考試
745	不用考試或推遲考試
757	Nothing much
759	恢復正常生活，和朋友老師見面
763	與朋友見面
767	能夠直接面對面上課，不必受 wifi 影響
777	見至朋友和老師，另外可以在學校裏吸取知識，愉快地學習
782	与同学见面
783	與同學相聚
787	沒有
791	世界和平
793	Meeting my classmates
797	Resuming the normal teaching pace
799	沒有

803	與老師及同學見面
815	I miss the canteen lunch
816	More motivation to do school work
818	没有
820	能见到同学
823	friends
828	可以再学校学习
845	篮球
848	Nothing much
849	和同学一起
851	上学